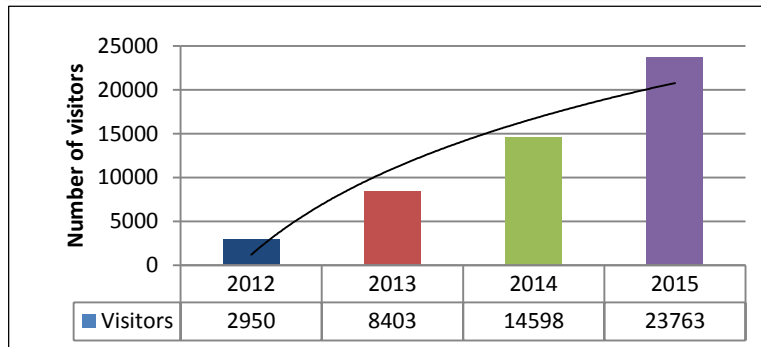


JOURNAL REPORT

READER OVERVIEW

Visitors: Unique visitors to the journal per year. The journal shows a significant increase of visitors from 2013 to 2015.



Downloads: The total article downloads from the journal per year is displayed in the table. The data shows a significant year-on-year increase.

| Year | Downloads |
|------|-----------|
| 2012 | 916 |
| 2013 | 27 719 |
| 2014 | 63 111 |
| 2015 | 92 121 |

SUBMISSION ORIGIN 2015

Kwame Nkrumah University of Science and Technology (4), Kyambogo University (4), Stellenbosch University (7), University of Fort Hare (2), Walter Sisulu University (2), University of Portsmouth (2), University of South Africa (7), University of Pretoria (3), Unknown (2), Bindura University of Science Education (1)
 Cape Peninsula University of Technology (1), Ghent University (1), J.N. Medical College (1), Korle Bu Teaching Hospital (1), Cox's Bazar International University (1)
 Nigeria and Delta State University (1), Portland State University, University of Cape Town (1)
 University of the Free State (1), University of the Witwatersrand (4)
 University of KwaZulu-Natal (3), Western Cape Education Department (1)
 University of Venda (1), Kyambogo University (1), Leonard Cheshire Disability Zimbabwe (1), Portland State University (1).

Summary

Interest from Africa is still the highest; compared to other continents over the last year:

| Continent | First time visitors |
|-----------|---------------------|
| Africa | 15354 |
| Europe | 733 |
| America | 2883 |
| Asia | 2542 |
| Oceania | 375 |

| In Africa | First time visitors |
|--------------|---------------------|
| South Africa | 10898 |
| Kenya | 2321 |
| Namibia | 126 |
| Nigeria | 248 |
| Egypt | 20 |

| South Africa | First time visitors |
|---------------|---------------------|
| Gauteng | 4651 |
| Western Cape | 2323 |
| North West | 513 |
| KwaZulu-Natal | 2007 |
| Eastern Cape | 710 |

PUBLISHED CONTENT (2015)

COUNTRY OF ORIGIN

Ghana (3), Nigeria (1), Uganda (1), United States of America (2), Zimbabwe (1), Rwanda (1), South Africa (16)

PLACE OF ORIGIN

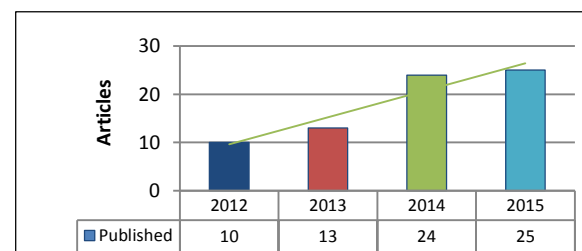
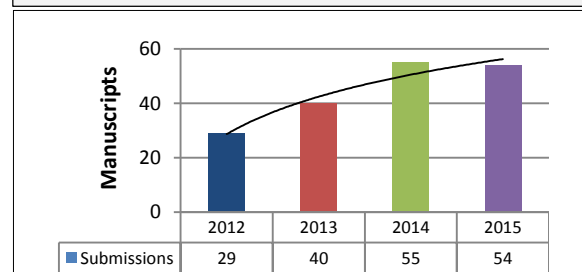
Kwame Nkrumah University of Science and Technology (3), Makerere University (1), National Orthopaedic Hospital (1), University of Northern Iowa (1), World Bank Group (1), University of Zimbabwe (1), University of Rwanda (1), Gauteng Government (1), Stellenbosch University (8), University of KwaZulu-Natal (2), University of South Africa (1), University of the Western Cape (1), University of the Witwatersrand (1)

SECTION

Original Research (22), Opinion Papers (1), Case Studies (1), Book reviews (1)

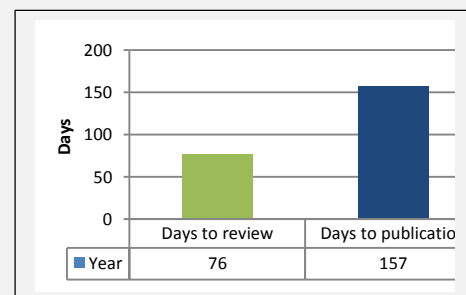
JOURNAL OVERVIEW

The journal shows a steady increase in submissions.



IN FOCUS – UNDERSTANDING THE GRAPH

The 'days to review' is calculated from date of submission (or designation of Review version) to the initial Editor Decision, while the 'days to publish' is measured for accepted submissions from its original uploading to its publication.



| Year | Citations |
|------|-----------|
| 2012 | 2 |
| 2013 | 10 |
| 2014 | 17 |
| 2015 | 32 |